

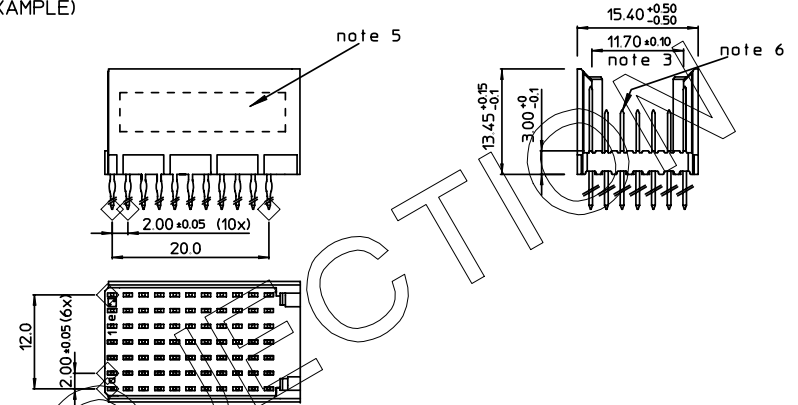
GEN. ST.	01	02	03	04	05	06	07	08	0D	50	60	70	80	90																	
INT. ST.	10	11	12	13	14	18	20	31	32	33	34	38	39	40	42	43	44	45	46	48	56	70	72	73	75	76	81	82	83	84	88

REV.	DATE	DESCRIPTION	BY	C'K'D'
A	2001-09-14	CONVERSION REVISION 01	KN	
B	2002-06-03	EC B20086	BVE	
C	2005-11-07	105-0218	VIVEK	BKP
D	2006-08-02	106-0119	VIVEK	BKP

LOADING PATTERN MATING SIDE

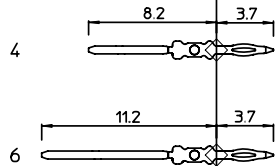
f	6	6	6	6	6	6	6	6	6	6	0
e	4	4	4	4	4	4	4	4	4	4	0
d	4	4	4	4	4	4	4	4	4	4	0
c	4	4	4	4	4	4	4	4	4	4	0
b	4	4	4	4	4	4	4	4	4	4	0
a	4	4	4	4	4	4	4	4	4	4	0
Z	6	6	6	6	6	6	6	6	6	6	0
POS	0	1									0
	1										0
											0

LOADED CONNECTOR ASSEMBLY (FOR EXAMPLE)

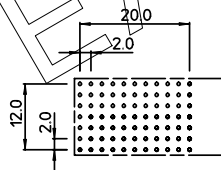


CONTACT OVERVIEW

SEATING PLANE FOR CONNECTOR



LAY-OUT P.C.B.-HOLE



HM2P60PDK2E5 LF LF

LEAD FREE INDICATOR : LF = LEAD FREE (DIGIT 15 & 16)

PLATING CODE (DIGIT 13 AND 14) (REF DWG No. BS,C ,201844,003)

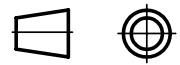
NOTES:

1. THIS PRODUCT IS CSA APPROVED.
2. THIS PRODUCT IS UL RECOGNIZED.
3. MEASURED AT THE BOTTOM.
4. MATERIAL CONTACT: PHOSPHORBRONZE
HOUSING: CREAM WHITE GLASSFILLED POLYESTER UL-94V0
5. CONNECTOR PRINTED WITH P/N AND DATE CODE.
6. FOR ACTUAL CONTACT LOADINGS, SEE LOADING PATTERN MATING SIDE.
7. SHAPE OF CONNECTOR HOUSING CAN ALTER DEPENDING ON PRODUCTION LOCATION.
8. THE PRODUCT (LF) MEETS EUROPEAN UNION DIRECTIVES AND OTHER COUNTRY REGULATIONS AS DESCRIBED IN GS-22-008
9. FOR RECOMMENDED PTH DIMENSIONS REFER DRAWING : BS,A ,201572,001

EUROPEAN PROJECT

1DEC ±0,2 2DEC ±0,1 ANGLES ±1°	APPR.	DATE	SIGN.	LOADING PATTERN OVERVIEW
	DRAFT	2000-03-21	M.Fret	CAT. No. HM2P60PDK2E5----
WE RESERVE THE RIGHT TO CHANGE DIMENSIONS OR REQUIREMENTS WITHOUT PRIOR NOTICE.	CHECKED			SCALE
	PROD. MGR.			
ALL DIMENSIONS IN MM	PR. ENG. MGR.			www.fciconnect.com
	PR. MGT. MGR.			

REFERENCES



BS,C ,201843,938 D

DRAWING No. CUSTOMER DRAWING REVISION